



Friday 25 May 2012 – Afternoon

**AS GCE PHYSICS A**

**G482**      Electrons, Waves and Photons

Candidates answer on the Question Paper.

**OCR supplied materials:**

- Data, Formulae and Relationships Booklet (sent with general stationery)

**Other materials required:**

- Electronic calculator

**Duration:** 1 hour 45 minutes




Candidate forename		Candidate surname	
--------------------	--	-------------------	--

Centre number						Candidate number				
---------------	--	--	--	--	--	------------------	--	--	--	--

**INSTRUCTIONS TO CANDIDATES**

- Write your name, centre number and candidate number in the boxes above. Please write clearly and in capital letters.
- Use black ink. HB pencil may be used for graphs and diagrams only.
- Answer **all** the questions.
- Read each question carefully. Make sure you know what you have to do before starting your answer.
- Write your answer to each question in the space provided. If additional space is required, you should use the lined pages at the end of this booklet. The question number(s) must be clearly shown.
- Do **not** write in the bar codes.

**INFORMATION FOR CANDIDATES**

- The number of marks is given in brackets [ ] at the end of each question or part question.
- The total number of marks for this paper is **100**.
- You may use an electronic calculator.
-  Where you see this icon you will be awarded marks for the quality of written communication in your answer.  
This means for example you should:
  - ensure that text is legible and that spelling, punctuation and grammar are accurate so that meaning is clear;
  - organise information clearly and coherently, using specialist vocabulary when appropriate.
- This document consists of **20** pages. Any blank pages are indicated.

2

Answer **all** the questions.

1 The power of a 230V mains filament lamp is 40W.

(a) Define *power*.

.....  
..... [1]

(b) The lamp is connected to the 230V supply. Calculate

(i) the current *I* in the filament

$I = \dots\dots\dots$  A [2]

(ii) the resistance *R* of the filament.

$R = \dots\dots\dots$   $\Omega$  [1]

(c) The cross-sectional area of the wire of the filament is  $3.0 \times 10^{-8} \text{m}^2$ . The resistivity of the filament when the lamp is lit is  $7.0 \times 10^{-5} \Omega \text{m}$ . Use your answer to **(b)(ii)** to calculate the length *L* of the filament wire.

$L = \dots\dots\dots$  m [3]

**3**

**(d)** Explain whether the filament of a 60W, 230V lamp is thicker or thinner than that of the 40W, 230V lamp. The length and material of the filament are the same in both lamps.

.....  
.....  
.....  
.....  
.....  
.....  
.....  
..... [3]

**(e)** The 40W filament lamp is left on for 8 hours.

**(i)** Calculate the charge  $Q$  passing through the lamp in this time.

$Q =$  ..... C [2]

**(ii)** **1** Define the *kilowatt-hour*.

.....  
..... [1]

**2** Calculate the cost of leaving the lamp switched on. The cost of 1 kWh is 22p.

cost = ..... p [2]

**[Total: 15]**

4

2 Fig. 2.1 shows the  $I$ - $V$  characteristic of a light-emitting diode (LED).

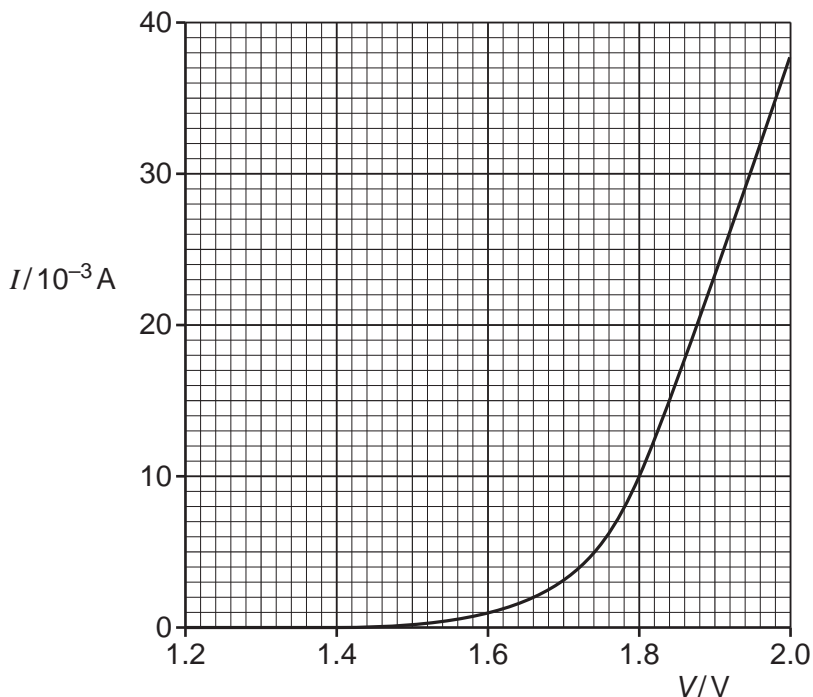


Fig. 2.1

(a) (i) Use Fig. 2.1 to

1 state the value of the resistance  $R$  below 1.4V.

$R = \dots\dots\dots \Omega$  [1]

2 determine the resistance  $R$  of the LED at  $V = 1.8V$ .

$R = \dots\dots\dots \Omega$  [2]

(ii) At voltages  $V$  above 1.8V, state whether the resistance of the LED increases, remains the same or decreases as  $V$  increases. Justify your answer.



*In your answer you should link features of the graph into your justification.*

.....

.....

.....

.....

.....

.....

.....

.....

.....

.....

[3]

5

- (b) A circuit is set up to obtain the  $I-V$  characteristic shown in Fig. 2.1. It consists of a variable 0–6.0V d.c. power supply connected in **series** to a  $100\Omega$  resistor and the LED. Fig. 2.2 shows the variable supply. Draw the resistor, LED and suitable meters on the diagram between terminals X and Y to complete the circuit required for the experiment. [4]

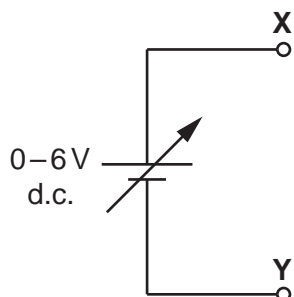


Fig. 2.2

- (c) One or more LEDs are often used in places where, in the past, a filament lamp would have been used.  
Give **one** example of such a situation.  
Explain **one** advantage of using LEDs in place of a filament lamp in the situation you have chosen.

.....

.....

.....

.....

.....

.....

.....

..... [2]

[Total: 12]



7

(b) Use Fig. 3.1 to calculate the voltmeter reading when the temperature of the oven is 240 °C.

voltmeter reading = ..... V [4]

(c) A light-dependent resistor (LDR) is another component used in sensing circuits.

(i) Complete Fig. 3.3 with an LDR between X and Y.

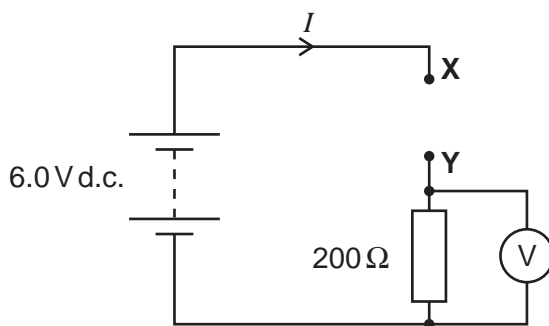


Fig. 3.3

[1]

(ii) State with a reason how the voltmeter reading varies as the intensity of the light incident on the LDR increases.

.....

.....

.....

.....

.....

.....

.....

.....

.....

.....

[2]

[Total: 10]

8

4 Fig. 4.1 shows part of a circuit where three resistors are connected together.

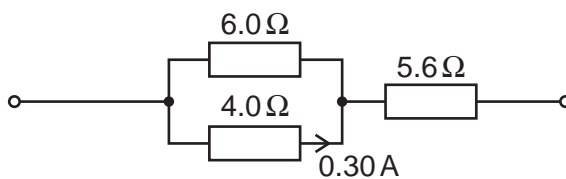


Fig. 4.1

The current in the  $4.0\ \Omega$  resistor is  $0.30\ \text{A}$ .

(a) Explain why the current in the  $6.0\ \Omega$  resistor is  $0.20\ \text{A}$ .

.....

.....

.....

.....

..... [2]

(b) (i) State the law which enables you to calculate the current in the  $5.6\ \Omega$  resistor.

.....

..... [1]

(ii) Calculate the current in the  $5.6\ \Omega$  resistor.

current = ..... A [1]

(c) Calculate the total resistance  $R$  of the combination of resistors.

$R =$  .....  $\Omega$  [3]



**9**

**(d)** To cause the current of 0.30A in the 4.0Ω resistor, the resistor combination is connected to a d.c. supply of electromotive force (e.m.f.) 5.0V.

**(i)** Explain the term *e.m.f.*

.....  
.....  
..... **[2]**

**(ii)** Show that the terminal potential difference across the supply is 4.0V.

**[1]**

**(iii)** Calculate the internal resistance of the supply.

internal resistance = ..... Ω **[2]**

**[Total: 12]**

10

5 This question is about electrons and photons.

(a) Both electrons and photons can be considered as particles. State **two** differences between their properties.

.....

.....

..... [2]

(b) An electron is accelerated from rest through a p.d. of 5000V.

(i) Show that the energy gained by the electron is  $8.0 \times 10^{-16}$  J.

[2]

(ii) Show that the speed of the electron is about  $4 \times 10^7$  ms<sup>-1</sup>.

[3]

(c) (i) Explain what is meant by the de Broglie wavelength of an electron.

.....

.....

..... [1]

(ii) Calculate the de Broglie wavelength of the electron in (b).

wavelength = ..... m [3]

11

(d) Calculate the wavelength of a photon of energy  $8.0 \times 10^{-16} \text{ J}$ .

wavelength = ..... m [3]

(e) Photons of energy  $9.0 \times 10^{-19} \text{ J}$  are incident on a clean tungsten surface causing electrons to be emitted.

(i) State the name of this process.

..... [1]

(ii) Calculate the maximum kinetic energy of the emitted electrons. Tungsten has a work function of  $7.2 \times 10^{-19} \text{ J}$ .

maximum kinetic energy = ..... J [2]

(iii) Explain why your answer to (ii) is a maximum value.

.....  
.....  
.....  
.....  
..... [2]

[Total: 19]



13

On Fig. 6.2 draw a displacement  $y$  against time  $t$  graph of the motion of point **P** on the slinky from  $t = 0$  to  $t = 2.5$ s.

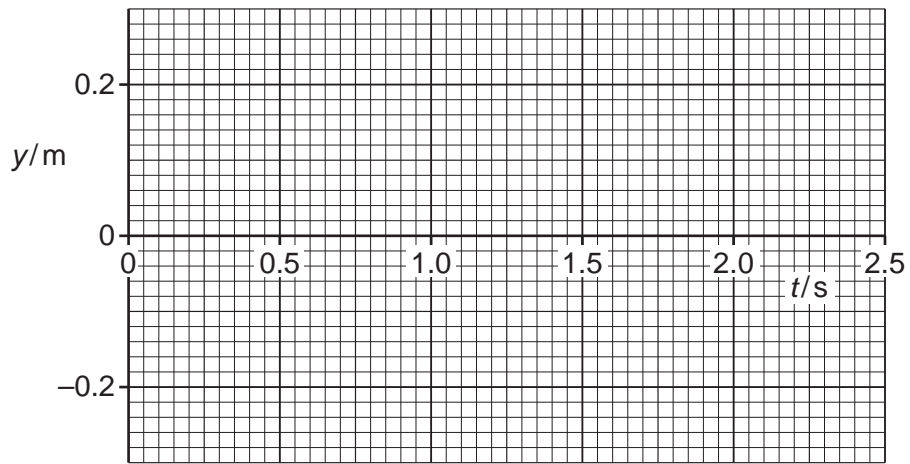


Fig. 6.2

[4]

[Total: 8]

14

7 Fig. 7.1 shows the three lowest energy levels of the hydrogen atom, labelled  $n = 1, 2$  and  $3$ .

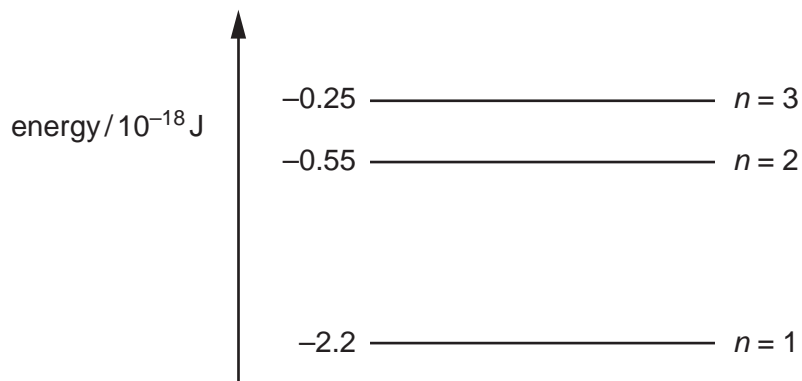


Fig. 7.1

(a) (i) Explain why electron transitions between the energy levels can produce three different wavelengths of radiation. You may draw lines on Fig. 7.1 to illustrate your explanation.

.....

.....

.....

.....

.....

.....

.....

.....

..... [3]

(ii) The strong red line in the hydrogen spectrum has a wavelength of  $6.56 \times 10^{-7}$  m.

1 Calculate the energy of the photon at this wavelength.

energy = ..... J [2]

2 Use Fig. 7.1 to identify the electron transition responsible for the spectral line of this wavelength.

.....

..... [1]

15

(b) A parallel beam of light from a hydrogen lamp is incident on a diffraction grating. The first order red spectral line at  $6.56 \times 10^{-7}$  m is seen at an angle of  $11.4^\circ$  as shown in Fig. 7.2.

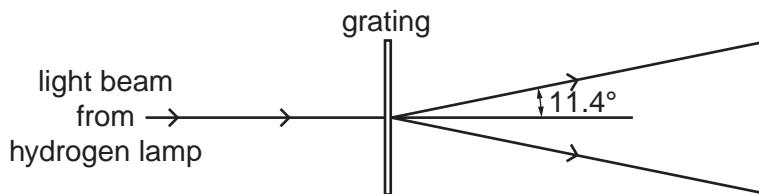


Fig. 7.2

(i) Calculate

1 the separation  $d$  of the lines on the grating

$d = \dots\dots\dots$  m [3]

2 the number of lines per millimetre on the grating.

number =  $\dots\dots\dots$  lines  $\text{mm}^{-1}$  [1]

(ii) The hydrogen lamp also emits blue light at a wavelength of  $4.86 \times 10^{-7}$  m.

Draw rays on Fig. 7.2 to indicate roughly, that is without calculation, the direction of the **first** order blue spectral line as the rays leave the grating. [1]

[Total: 11]

16

8 (a) State **two** properties shared by all electromagnetic waves which distinguish them from all other waves.

.....

.....

.....

..... [2]

(b) The two columns below list four regions of the electromagnetic spectrum and four orders of magnitude of wavelength in m.

region	wavelength/m
microwaves	$10^{-12}$
ultra violet light	$10^{-8}$
gamma rays	$10^{-6}$
infra red light	$10^{-4}$

Draw a straight line from each **region** box to the corresponding **wavelength** box. [2]

(c) Fig. 8.1 shows a microwave receiver **R** placed between a microwave transmitter **T** and a flat metal sheet.




Fig. 8.1

(i) Explain why **R** receives two signals of different amplitude but of the same frequency.

.....

.....

.....

.....

..... [2]



