

General Certificate of Education
June 2006
Advanced Subsidiary Examination



MATHEMATICS
Unit Decision 1

MD01

Thursday 8 June 2006 9.00 am to 10.30 am

For this paper you must have:

- an 8-page answer book
- the **blue** AQA booklet of formulae and statistical tables
- an insert for use in Questions 3, 5 and 6 (enclosed)

You may use a graphics calculator.

Time allowed: 1 hour 30 minutes

Instructions

- Use blue or black ink or ball-point pen. Pencil or coloured pencil should only be used for drawing.
- Write the information required on the front of your answer book. The *Examining Body* for this paper is AQA. The *Paper Reference* is MD01.
- Answer **all** questions.
- Show all necessary working; otherwise marks for method may be lost.
- The **final** answer to questions requiring the use of calculators should be given to three significant figures, unless stated otherwise.
- Fill in the boxes at the top of the insert.

Information

- The maximum mark for this paper is 75.
- The marks for questions are shown in brackets.

Answer **all** questions.

- 1 Five people, A , B , C , D and E , are to be matched to five tasks, 1, 2, 3, 4 and 5. The table shows which tasks each person can do.

Person	Tasks
A	1, 3, 5
B	2, 4
C	2
D	4, 5
E	3, 5

- (a) Show this information on a bipartite graph. (2 marks)
- (b) Initially A is matched to task 3, B to task 4, C to task 2 and E to task 5.

Use an alternating path from this initial matching to find a complete matching.

(4 marks)

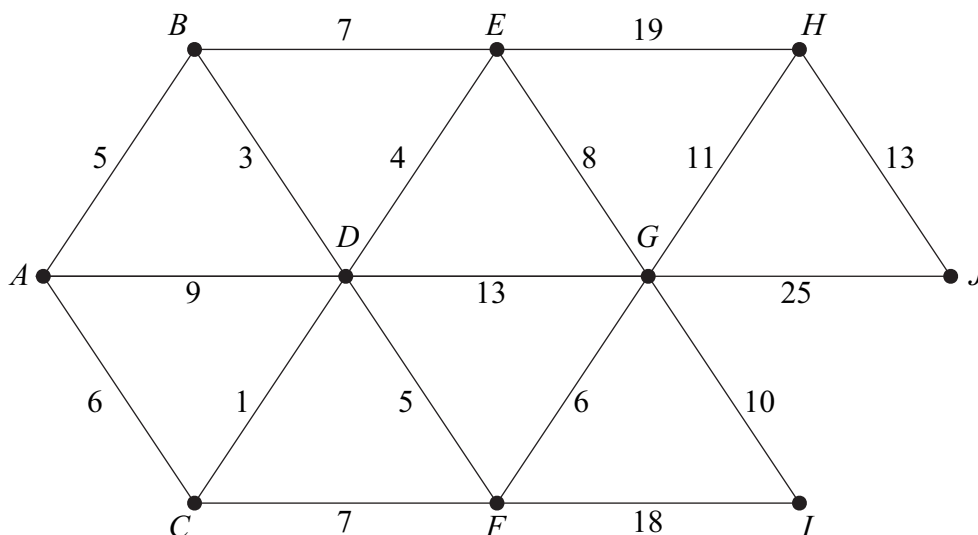
- 2 (a) Use a shuttle sort to rearrange the following numbers into ascending order.

18 2 12 7 26 19 16 24 (5 marks)

- (b) State the number of comparisons and swaps (exchanges) for each of the first three passes. (3 marks)

3 [Figure 1, printed on the insert, is provided for use in **part (b)** of this question.]

The diagram shows a network of roads. The number on each edge is the length, in kilometres, of the road.

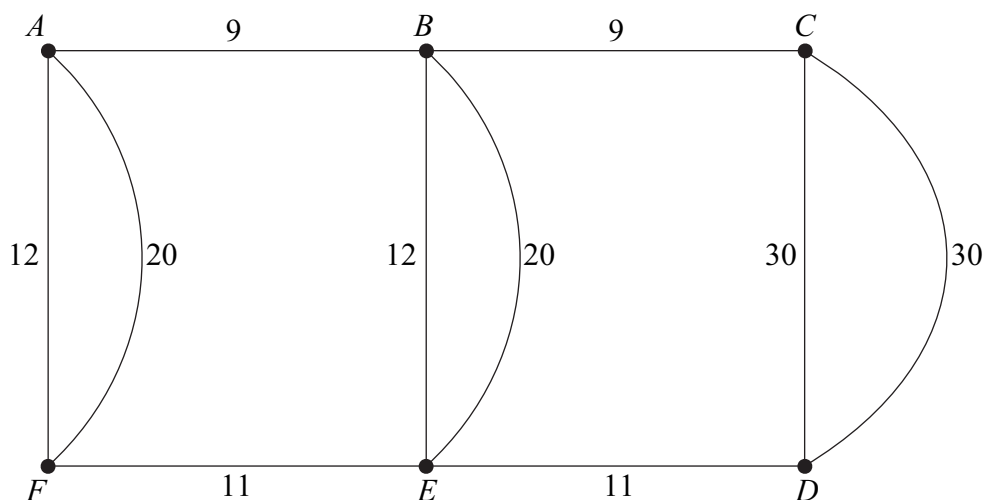


- (a) (i) Use Prim's algorithm, starting from A , to find a minimum spanning tree for the network. (5 marks)
- (ii) State the length of your minimum spanning tree. (1 mark)
- (b) (i) Use Dijkstra's algorithm on **Figure 1** to find the shortest distance from A to J . (6 marks)
- (ii) A new road, of length x km, is built connecting I to J . The minimum distance from A to J is reduced by using this new road. Find, and solve, an inequality for x . (2 marks)

Turn over for the next question

Turn over ►

- 4 The diagram shows a network of roads connecting 6 villages. The number on each edge is the length, in miles, of the road.



Total length of the roads = 164 miles

- (a) A police patrol car based at village A has to travel along each road at least once before returning to A . Find the length of an optimal ‘Chinese postman’ route for the police patrol car. *(6 marks)*
- (b) A council worker starts from A and travels along each road at least once before finishing at C . Find the length of an optimal route for the council worker. *(2 marks)*
- (c) A politician is to travel along all the roads at least once. He can start his journey at any village and can finish his journey at any village.
 - (i) Find the length of an optimal route for the politician. *(2 marks)*
 - (ii) State the vertices from which the politician could start in order to achieve this optimal route. *(1 mark)*

5 [Figure 2, printed on the insert, is provided for use in this question.]

(a) Gill is solving a travelling salesperson problem.

(i) She finds the following upper bounds: 7.5, 8, 7, 7.5, 8.5.

Write down the best upper bound.

(1 mark)

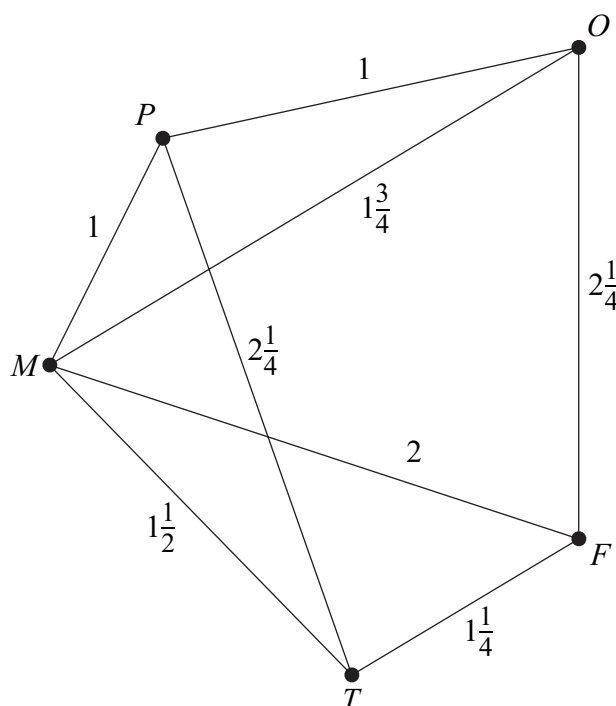
(ii) She finds the following lower bounds: 6.5, 7, 6.5, 5, 7.

Write down the best lower bound.

(1 mark)

(b) George is travelling by plane to a number of cities. He is to start at F and visit each of the other cities at least once before returning to F .

The diagram shows the times of flights, in hours, between cities. Where no time is shown, there is no direct flight available.



(i) Complete **Figure 2** to show the minimum times to travel between all pairs of cities. (2 marks)

(ii) Find an upper bound for the minimum total flying time by using the route $FTPOMF$. (1 mark)

(iii) Using the nearest neighbour algorithm starting from F , find an upper bound for the minimum total flying time. (4 marks)

(iv) By deleting F , find a lower bound for the minimum total flying time. (5 marks)

Turn over ►

6 [Figure 3, printed on the insert, is provided for use in this question.]

Ernesto is to plant a garden with two types of tree: palms and conifers.

He is to plant at least 10, but not more than 80 palms.

He is to plant at least 5, but not more than 40 conifers.

He cannot plant more than 100 trees in total.

Each palm needs 20 litres of water each day and each conifer needs 60 litres of water each day. There are 3000 litres of water available each day.

Ernesto makes a profit of £2 on each palm and £1 on each conifer that he plants and he wishes to maximise his profit.

Ernesto plants x palms and y conifers.

- (a) Formulate Ernesto's situation as a linear programming problem. *(5 marks)*
- (b) On **Figure 3**, draw a suitable diagram to enable the problem to be solved graphically, indicating the feasible region and the direction of the objective line. *(7 marks)*
- (c) Find the maximum profit for Ernesto. *(2 marks)*
- (d) Ernesto introduces a new pricing structure in which he makes a profit of £1 on each palm and £4 on each conifer.

Find Ernesto's new maximum profit and the number of each type of tree that he should plant to obtain this maximum profit. *(2 marks)*

7 A connected graph G has m vertices and n edges.

- (a) (i) Write down the number of edges in a minimum spanning tree of G . *(1 mark)*
(ii) Hence write down an inequality relating m and n . *(2 marks)*
- (b) The graph G contains a Hamiltonian cycle. Write down the number of edges in this cycle. *(1 mark)*
- (c) In the case where G is Eulerian, draw a graph of G for which $m = 6$ and $n = 12$. *(2 marks)*

END OF QUESTIONS

There are no questions printed on this page

There are no questions printed on this page

Surname						Other Names					
Centre Number						Candidate Number					
Candidate Signature											

General Certificate of Education
 June 2006
 Advanced Subsidiary Examination



MATHEMATICS
Unit Decision 1

MD01

Insert

Thursday 8 June 2006 9.00 am to 10.30 am

Insert for use in **Questions 3, 5 and 6.**

Fill in the boxes at the top of this page.

Fasten this insert securely to your answer book.

Turn over for Figure 1

Turn over ►

Figure 1 (for use in Question 3(b))

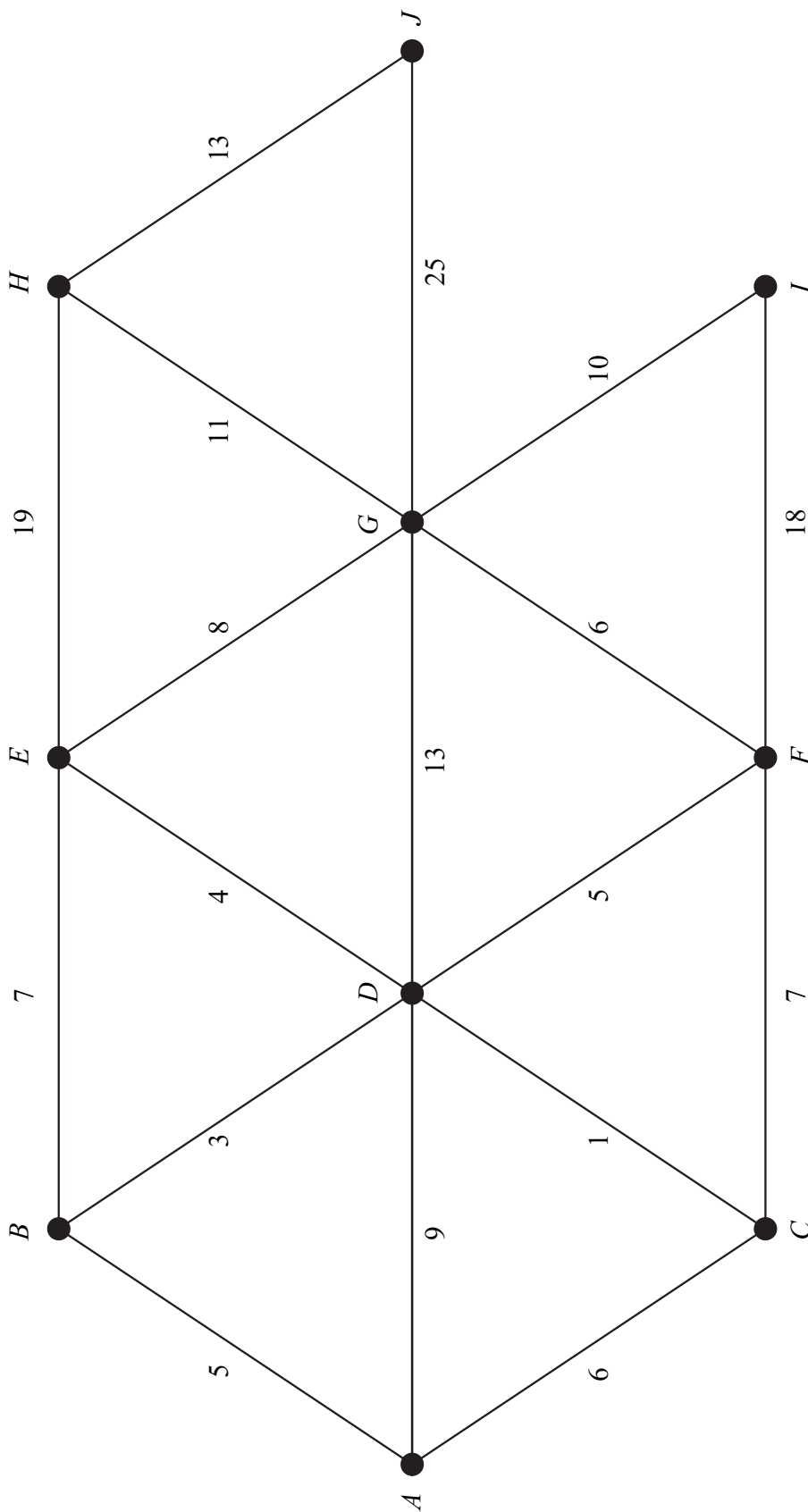


Figure 2 (for use in Question 5)

	<i>M</i>	<i>P</i>	<i>O</i>	<i>T</i>	<i>F</i>
<i>M</i>	–	1	$1\frac{3}{4}$	$1\frac{1}{2}$	2
<i>P</i>	1	–	1	$2\frac{1}{4}$	
<i>O</i>	$1\frac{3}{4}$	1	–		$2\frac{1}{4}$
<i>T</i>	$1\frac{1}{2}$	$2\frac{1}{4}$		–	$1\frac{1}{4}$
<i>F</i>	2		$2\frac{1}{4}$	$1\frac{1}{4}$	–

Turn over ►

Figure 3 (for use in Question 6)

